

**AUDITED STATEMENT
OF ACCOUNTS
2019-20**

**ACADEMY OF MARITIME EDUCATION AND TRAINING
(DECLARED AS DEEMED TO BE UNIVERSITY U/S 3 OF UGC ACT,1956)**

Campus: No 135, EAST COAST ROAD, KANATHUR, 603 112 TAMILNADU

BALANCE SHEET AS AT 31ST MARCH

PARTICULARS	Audited	Audited
	as on 31/03/2020	as on 31/03/2019
<u>ASSETS:</u>		
FIXED ASSETS	57,77,78,788	53,31,97,293
DEPOSITS	8,76,28,848	8,65,62,434
LOANS & ADVANCES	18,80,12,853	17,67,59,453
SUNDRY DEBTORS	21,23,03,653	7,40,52,191
CASH & BANK BALANCE	6,56,28,704	8,60,23,276
TOTAL	1,13,13,52,846	95,65,94,646
<u>LIABILITIES:</u>		
GOD A/C	11	11
CORPUS FUND ACCOUNT	5,00,00,000	5,00,00,000
GENERAL FUND	67,71,54,605	46,18,50,127
LOAN LIABILITIES	9,06,62,727	16,10,71,372
CURRENT LIABILITIES	31,35,35,503	28,36,73,137
TOTAL	1,13,13,52,846	95,65,94,646

For Academy of Maritime Education and Training
(Declared as Deemed to be University u/s 3 of UGC Act,1956)

PS Moorthy Associates
FRN No: 0002132S

Registrar
Chennai - 29/08/2020

A Ravichandran
Partner
M.No 200187



Dr. M. JAYAPRAKASHVEL
Registrar i/c

ACADEMY OF MARITIME EDUCATION AND TRAINING
(Deemed to be University u/s 3 of UGC Act. 1956)
135, East Coast Road,
Kanathur - 603 112, Chennai, India.

ACADEMY OF MARITIME EDUCATION AND TRAINING
(DECLARED AS DEEMED TO BE UNIVERSITY U/S 3 OF UGC ACT,1956)

Campus: No 135, EAST COAST ROAD, KANATHUR, 603 112 TAMILNADU

INCOME AND EXPENDITURE ACCOUNT FOR THE YEAR ENDED 31st MARCH

PARTICULARS	2019-20 Total (Rs.)	2018-19 Total (Rs.)
INCOME		
Academic Receipts	1,11,93,15,523	1,04,35,20,465
Others Incomes	2,85,59,435	4,24,15,380
TOTAL (A)	1,14,78,74,958	1,08,59,35,845
EXPENDITURE		
Staff Payments & Benefits	36,56,35,917	32,96,82,598
Academic Expenditures	26,05,97,310	26,18,18,772
Repairs & Maintenance Expenditure	17,09,65,341	16,83,01,444
Administrative Expenditures	2,51,01,590	2,81,55,578
Finance costs	5,35,12,869	6,71,27,062
Depreciation	5,67,57,453	5,59,37,799
TOTAL (B)	93,25,70,480	91,10,23,253
Balance being excess of Income over Expenditure(A-B)	21,53,04,478	17,49,12,592

For Academy of Maritime Education and Training
(Declared as Deemed to be University u/s 3 of UGC Act,1956)

Registrar
Chennai - 21/08/2020

Dr. M. JAYAPRAKASHVEL
Registrar i/c

ACADEMY OF MARITIME EDUCATION AND TRAINING
(Deemed to be University u/s 3 of UGC Act. 1956)
135, East Coast Road,
Kanathur - 603 112, Chennai, India.

PS Moorthy Associates
FRN No: 00021325

A Ravichandran
Partner
M.No 200187



ACADEMY OF MARITIME EDUCATION AND TRAINING

SCHEDULE - 5 FIXED ASSETS

Description of Asset	WDV As on 01.04.2019	Additions during the Year		Deletions	Total	Depreciation		As on 31.03.2020	
		Used for more than 180 days	Used for less than 180 days			Rate	Amount		
Land	5,87,14,969	-	-	-	5,87,14,969	0%	-	5,87,14,969	
Buildings	14,62,72,919	14,95,330	17,00,000	-	14,94,68,249	10%	1,48,61,825	13,46,06,424	
Furniture and fittings	3,82,31,366	32,06,193	19,71,589	-	4,34,09,148	10%	42,42,335	3,91,66,813	
Equipments	2,16,98,780	64,39,890	40,35,620	-	3,21,74,290	15%	45,23,472	2,76,50,818	
Plant & Machinery - 15%	10,85,28,399	44,13,619	1,23,98,895	-	12,53,40,913	15%	1,71,96,220	10,81,44,693	
Plant & Machinery - 40%	1,42,27,757	12,60,483	94,65,744	-	2,49,53,984	40%	48,88,445	2,00,65,539	
Plant & Machinery - Vehicles	3,50,01,671	67,26,609	4,47,500	-	4,21,75,780	15%	62,92,804	3,58,82,975	
TOTAL	42,26,75,860	2,35,42,124	3,00,19,348	-	47,62,37,332			5,20,05,101	42,42,32,229

FIXED ASSETS - INTANGIBLE ASSETS

Description of Asset	WDV As on 01.04.2018	Additions during the Year		Deletions	Total	Rate	Depreciation		As on 31.03.2019
		Used for more than 180 days	Used for less than 180 days				Amount	Amount	
Intangible Assets	1,68,51,041	16,75,862	9,65,008	-	1,94,91,911	25%	47,52,352	1,47,39,559	
TOTAL	1,68,51,041	16,75,862	9,65,008	-	1,94,91,911		47,52,352	1,47,39,559	

FIXED ASSETS - CAPITAL WORK-IN-PROGRESS

DESCRIPTION of ASSET	As on 01.04.2018	Transactions during the year		Total	Depreciation		As on 31.03.2019
		Additions	Deletions		Amount	Rate	
Capital Work-in-Progress (Hostel)	9,36,70,392	4,51,36,607	-	13,88,06,999	-	0%	13,88,06,999
TOTAL	9,36,70,392	4,51,36,607	-	13,88,06,999	-	0%	13,88,06,999

Dr. M. JAYAPRAKASHVEL

Registrar i/c

ACADEMY OF MARITIME EDUCATION AND TRAINING

Established by U/s 3 of UGC Act, 1956)

1st Road,

Chennai, India.



**AUDITED STATEMENT
OF ACCOUNTS
2018-19**

**ACADEMY OF MARITIME EDUCATION AND TRAINING
(DECLARED AS DEEMED TO BE UNIVERSITY U/S 3 OF UGC ACT,1956)**

Campus: No 135, EAST COAST ROAD, KANATHUR, 603 112 TAMILNADU

BALANCE SHEET AS AT 31ST MARCH

PARTICULARS	Year 2018-19	Year 2017-18
<u>ASSETS:</u>		
FIXED ASSETS	533,197,293	469,612,953
DEPOSITS	86,562,434	75,722,063
LOANS & ADVANCES	176,759,453	229,526,349
SUNDRY DEBTORS	74,052,191	64,277,311
CASH & BANK BALANCE	86,023,276	45,807,217
TOTAL	956,594,646	884,945,893
<u>LIABILITIES:</u>		
GOD A/C	11	11
CORPUS FUND ACCOUNT	50,000,000	50,000,000
GENERAL FUND	461,850,127	286,937,535
LOAN LIABILITIES	161,071,372	217,928,168
CURRENT LIABILITIES	283,673,137	330,080,179
TOTAL	956,594,646	884,945,893

For Academy of Maritime Education and Training
(Declared as Deemed to be University u/s 3 of UGC Act, 1956)

Dr. P. SARAVANAN, Ph.D.,
Registrar

Registrar

Chennai - 27/06/2019

ACADEMY OF MARITIME EDUCATION AND TRAINING
(Declared as Deemed to be University u/s 3 of UGC Act, 1956)
135, East Coast Road,
Kanathur - 603112, Chennai, India.

PS Moorthy Associates

FRN No: 00021325

A Ravichandran

Partner

M.No 200187



ACADEMY OF MARITIME EDUCATION AND TRAINING
(DECLARED AS DEEMED TO BE UNIVERSITY U/S 3 OF UGC ACT,1956)

Campus: No 135, EAST COAST ROAD, KANATHUR, 603 112 TAMILNADU

INCOME AND EXPENDITURE ACCOUNT FOR THE YEAR ENDED 31st MARCH

PARTICULARS	Year 2018-19	Year 2017-18
INCOME		
Academic Receipts	1,043,520,465	953,181,624
Others Incomes	42,415,380	24,834,370
TOTAL (A)	1,085,935,845	978,015,994
EXPENDITURE		
Staff Payments & Benefits	329,682,598	324,327,913
Academic Expenditures	261,818,772	217,680,703
Repairs & Maintenance Expenditure	168,301,444	169,396,442
Administrative Expenditures	28,155,578	27,054,058
Finance costs	67,127,062	63,066,378
Depreciation	55,937,799	52,729,455
TOTAL (B)	911,023,253	854,254,949
Balance being excess of Income over Expenditure(A-B)	174,912,592	123,761,045

For Academy of Maritime Education and Training
(Declared as Deemed to be University u/s 3 of UGC Act,1956)

(Signature)
Dr. P. SARAVANAN, Ph.D.,
Registrar

ACADEMY OF MARITIME EDUCATION AND TRAINING
(Declared as Deemed to be University u/s 3 of UGC Act.1956)
135, East Coast Road,
Kanathur - 603112, Chennai, India.

Registrar

Chennai - 27/06/2019

PS Moorthy Associates
FRN No: 00021325

(Signature)
A Ravichandran
Partner

M.No 200187



ACADEMY OF MARITIME EDUCATION AND TRAINING
SCHEDULE - 5 FIXED ASSETS

Description of Asset	WDV As on 01.04.2018	Additions during the Year		Deletions	Total	Depreciation		As on 31.03.2019
		Used for more than 180 days	Used for less than 180 days			Rate	Amount	
Land	5,87,14,969	-	-	-	5,87,14,969	0%	-	5,87,14,969
Buildings	12,86,13,884	-	3,21,26,762	-	16,07,40,646	10%	1,44,67,726	14,62,72,919
Furniture and fittings	3,54,52,254	44,90,794	24,02,761	-	4,23,45,809	10%	41,14,443	3,82,31,366
Equipments	2,55,27,976	-	-	-	2,55,27,976	15%	38,29,196	2,16,98,780
Plant & Machinery - 15%	11,48,53,640	77,04,730	39,77,064	-	12,65,35,434	15%	1,80,07,035	10,85,28,399
Plant & Machinery - 40%	1,11,81,286	13,57,858	53,80,338	-	1,79,19,482	40%	36,91,725	1,42,27,757
Plant & Machinery - Vehicles	3,23,18,159	94,89,191	11,10,760	15,62,030	4,13,56,080	15%	63,54,410	3,50,01,671
TOTAL	40,66,62,168	2,30,42,573	4,49,97,685	15,62,030	47,31,40,396		5,04,64,536	42,26,75,858

FIXED ASSETS - INTANGIBLE ASSETS

Description of Asset	WDV As on 01.04.2018	Additions during the Year		Deletions	Total	Depreciation		As on 31.03.2019
		Used for more than 180 days	Used for less than 180 days			Rate	Amount	
Intangible Assets	2,14,13,108	48,696	8,62,500	-	2,23,24,304	25%	54,73,264	1,68,51,041
TOTAL	2,14,13,108	48,696	8,62,500	-	2,23,24,304		54,73,264	1,68,51,041

FIXED ASSETS - CAPITAL WORK-IN-PROGRESS

DESCRIPTION OF ASSET	As on 01.04.2018	Transactions during the year		Total	Depreciation		As on 31.03.2019
		Additions	Deletions		Amount	Rate	
Capital Work-in-Progress (Hostel)	4,15,37,679	5,21,32,713	-	9,36,70,392	0%	-	9,36,70,392
TOTAL	4,15,37,679	5,21,32,713	-	9,36,70,392		-	9,36,70,392



Dr. P. SARAVANAN, Ph.D.,
Registrar

ACADEMY OF MARITIME EDUCATION AND TRAINING
(Declared as Deemed to be University u/s 3 of UGC Act.1956)

135, East Coast Road,
Kanchipuram - 603112, Chennai, India.



**AUDITED STATEMENT
OF ACCOUNTS
2017-18**

**ACADEMY OF MARITIME EDUCATION AND TRAINING
(DECLARED AS DEEMED TO BE UNIVERSITY U/S 3 OF UGC ACT,1956)**

Campus: No 135, EAST COAST ROAD, KANATHUR, 603 112 TAMILNADU

BALANCE SHEET AS AT 31ST MARCH

PARTICULARS	Audited	Audited
	as on 31/03/2018	as on 31/03/2017
<u>ASSETS:</u>		
FIXED ASSETS	46,96,12,953	41,01,21,275
DEPOSITS	7,57,22,063	7,57,05,337
LOANS & ADVANCES	22,95,26,349	17,54,46,263
SUNDRY DEBTORS	6,42,77,311	5,65,75,370
CASH & BANK BALANCE	4,58,07,217	3,47,93,043
TOTAL	88,49,45,893	75,26,41,289
<u>LIABILITIES:</u>		
GOD A/C	11	11
CORPUS FUND ACCOUNT	5,00,00,000	5,00,00,000
GENERAL FUND	28,69,37,536	16,31,76,491
LOAN LIABILITIES	21,79,28,168	24,03,01,097
CURRENT LIABILITIES	33,00,80,179	29,91,63,690
TOTAL	88,49,45,894	75,26,41,290

For Academy of Maritime Education and Training
(Declared as Deemed to be University u/s 3 of UGC Act,1956)

PS Moorthy Associates
FRN No: 00021325

Registrar
Chennai - 22/10/2018

Dr. P. Saravanan
Dr. P. SARAVANAN, Ph.D.,
Registrar

A Ravichandran
A Ravichandran
Partner
M.No 200187



ACADEMY OF MARITIME EDUCATION AND TRAINING
(Declared as Deemed to be University u/s 3 of UGC Act 1956)
135, East Coast Road,
Kanathur - 603112, Chennai India.

**ACADEMY OF MARITIME EDUCATION AND TRAINING
(DECLARED AS DEEMED TO BE UNIVERSITY U/S 3 OF UGC ACT,1956)**

Campus: No 135, EAST COAST ROAD, KANATHUR, 603 112 TAMILNADU

INCOME AND EXPENDITURE ACCOUNT FOR THE YEAR ENDED 31st MARCH

PARTICULARS	2017-18 Total (Rs.)	2016-17 Total (Rs.)
<u>INCOME</u>		
Academic Receipts	95,31,81,623	88,79,97,782
Others Incomes	2,48,34,370	1,98,56,779
TOTAL (A)	97,80,15,993	90,78,54,561
<u>EXPENDITURE</u>		
Staff Payments & Benefits	32,43,27,913	28,54,86,426
Academic Expenditures	21,76,80,703	21,77,50,866
Repairs & Maintenance Expenditure	16,93,96,442	13,96,85,493
Administrative Expenditures	2,70,54,058	1,12,66,366
Finance costs	6,30,66,378	7,81,61,054
Depreciation	5,27,29,455	5,06,14,857
TOTAL (B)	85,42,54,948	78,29,65,060
Balance being excess of Income over Expenditure(A-B)	12,37,61,045	12,48,89,501

For Academy of Maritime Education and Training
(Declared as Deemed to be University u/s 3 of UGC Act,1956)

PS Moorthy Associates
FRN No: 00021325

(Signature)
Dr. P. SARAVANAN, Ph.D.,
Registrar

(Signature)
A Ravichandran
Partner
M.No 200187

Registrar


Chennai - 22/10/2018

ACADEMY OF MARITIME EDUCATION AND TRAINING
(Declared as Deemed to be University u/s 3 of UGC Act,1956)
135, East Coast Road,
Kanathur, Chennai, India.




ACADEMY OF MARITIME EDUCATION AND TRAINING
SCHEDULE - 5 FIXED ASSETS

Description of Asset	WDV As on 01.04.2017	Additions during the Year		Deletions	Total	Depreciation		As on 31.03.2018
		Used for more than 180 days	Used for less than 180 days			Rate	Amount	
1 Air Conditioners	56,01,450	2,38,500	10,57,781		68,97,731	15%	9,55,326	59,42,405
2 Bus - Ashok Leyland TN 22 AU 4231	2,56,141				2,56,141	15%	38,421	2,17,720
3 Bus - Ashok Leyland TN 22 AU 8590	2,56,141				2,56,141	15%	38,421	2,17,720
4 Bus- Ashok Leyland TN 36 H 5757	3,11,233				3,11,233	15%	46,685	2,64,548
5 Ambulance - EECO	3,85,668				3,85,668	15%	57,850	3,27,818
6 Car - Audi (TN 10 2568)	53,10,375				53,10,375	15%	7,96,556	45,13,819
7 Audio System	1,66,253		20,360		1,86,613	15%	26,465	1,60,148
8 Auditorium Floor Works Saligramam	59,204				59,204	10%	5,920	53,283
9 Bajaj - 2 Wheeler- TN 10 AU 0030	21,198				21,198	15%	3,180	18,018
10 Barcode Printers	9,584				9,584	40%	3,834	5,751
11 Beds & Mattresses	1,14,12,127	1,74,437	40,08,585		1,55,95,149	15%	20,38,628	1,35,56,521
12 Bench Vice(Workshop)	-		27,689		27,689	15%	2,077	25,612
13 Car - Benz (TN 10AQ 6575)	39,63,801				39,63,801	15%	5,94,570	33,69,231
14 Bio - Metric System	1,92,796		92,925		2,85,721	15%	35,889	2,49,833
15 BMW Car	22,11,466				22,11,466	15%	3,31,720	18,79,746
16 Building - Auditorium	71,35,367				71,35,367	10%	7,13,537	64,21,830
17 Building- MBA Block	3,34,73,857				3,34,73,857	10%	33,47,386	3,01,26,471
18 Building Saligramam	27,07,992				27,07,992	10%	2,70,799	24,37,193
19 Buildings - Campus	9,74,46,555		3,74,994		9,78,21,549	10%	97,63,405	8,80,58,144
20 Buildings - Kalanji	65,665				65,665	10%	6,567	59,099
21 Buildings - Library	70,244				70,244	10%	7,024	63,220
22 Bus - TN19 J 8338 & 8392	11,66,838				11,66,838	15%	1,75,026	9,91,812
23 Bus - Swaraj Mazda (TN 10 AA 3328)	4,08,345				4,08,345	15%	61,252	3,47,093
24 Bicycle	8,120	5,500			13,620	15%	2,043	11,577
25 CCTV	90,598				90,598	15%	13,620	76,978
26 Computer Accessories	8,43,461	13,10,293	7,81,062		29,34,816	40%	10,17,714	19,17,102
27 Computers	23,32,963	26,40,500	22,11,212		71,84,675	40%	8,31,628	63,53,048
28 Computer - Server	5,453				5,453	40%	2,181	3,272
29 Computer - Software	3,81,909	8,23,232	7,670		12,12,811	40%	4,83,590	7,29,221
30 Computers - Training	92				92	40%	37	55
31 Containers	2,70,156				2,70,156	15%	40,523	2,29,632
32 Coralla Altis - D4D AERO - TN 10 AK 0590	6,61,845				6,61,845	15%	99,277	5,62,569
33 Coralla Altis -D4D J AERO - TN 10 AK 0576	6,39,978				6,39,978	15%	95,997	5,43,981
34 Coralla Altis - TN 10 AB 2461	6,80,596				6,80,596	15%	1,02,089	5,78,507
35 Coralla Altis - TN 10 AF 3335	52,383				52,383	15%	7,857	44,525




ACADEMY OF MARITIME EDUCATION AND TRAINING

36	Car - Ertiga (TN 10 BB 1480)	-	9,55,588	71,669	8,83,919
37	Car - Ertiga (TN 10 BB 1494)	-	9,55,588	71,669	8,83,919
38	Currency Counter	62,644	62,644	9,397	53,248
39	Digital Camera	3,40,964	69,880	82,559	5,02,775
40	Digital Lock - in Amplifier	-	1,50,509	11,288	1,39,221
41	DNV Sesam Software	4,60,423	4,60,423	1,84,169	2,76,254
42	Effluent Treatment Plant	1,13,292	1,13,292	16,994	96,298
43	Eicher 10.90 L Mini Bus - Tn 19 F 7584	6,48,476	6,48,476	97,271	5,51,204
44	Eicher Bus TN 10 M 5225	1,77,031	1,77,031	26,555	1,50,476
45	Eicher - Mini Bus - Tn 09 H 4176	6,26,290	6,26,290	93,943	5,32,346
46	Eicher - Mini Bus TN 10 T4997	2,23,240	2,23,240	33,486	1,89,754
47	Eicher - Mini Bus - TN 19 K 9492	7,92,666	7,92,666	1,18,900	6,73,766
48	Eicher - Tempo Van TN 10 X7321	2,49,465	2,49,465	37,420	2,12,045
49	Eicher - Truck TN 10 X 4608	2,20,854	2,20,854	33,128	1,87,726
50	Electrical Fittings	55,66,310	3,89,381	10,18,612	59,66,827
51	Electrification Works	11,10,956	11,10,956	1,66,643	9,44,312
52	Engine & Bridge Simulator	94,30,312	1,53,41,312	23,01,197	1,30,40,115
53	EPABX Systems	1,13,146	1,13,146	16,972	96,174
54	Equipments - Harbour Engg	70,055	2,37,150	23,040	2,14,110
55	Equipments - Mechanical Engg	7,03,193	14,38,951	1,78,961	12,59,990
56	Equipments - Multimedia Lab	7,40,985	7,40,985	1,11,148	6,29,837
57	Equipments - Automation Lab	18,594	18,594	2,789	15,805
58	Equipments - Biotech	9,17,126	16,84,127	1,95,094	14,89,033
59	Equipments - Bridge	5,20,537	5,20,537	78,081	4,42,457
60	Equipments - Canteen	13,89,359	15,82,543	2,27,577	13,54,966
61	Equipments - Chemistry	1,32,337	4,58,570	44,318	4,14,252
62	Equipments - Electrical Lab	37,02,356	50,63,724	6,71,706	43,92,018
63	Equipments - Food Processing Tech	-	8,56,987	64,274	7,92,713
64	Equipments - Fluid Mechanics	32,165	32,165	4,825	27,340
65	Equipments - Gas Pipeline	78,495	78,495	11,774	66,720
66	Equipments - GMDSS	9,26,751	9,26,751	1,39,013	7,87,739
67	Equipments - Gym	7,83,340	7,83,340	1,17,501	6,65,839
68	Equipments - Ship in Campus	68,131	68,131	10,220	57,911
69	Equipments - Hostel	66,429	66,429	9,964	56,464
70	Equipments - Laboratory	4,16,048	9,76,170	1,46,426	8,29,745
71	Equipments - Library	4,72,188	4,72,188	70,828	4,01,360
72	Equipments - Office	2,99,856	3,63,373	53,355	3,10,018
73	Equipments - Other Teaching Items	-	7,28,513	54,638	6,73,875
74	Equipments - Petroleum Engg	14,18,684	49,89,531	4,80,616	45,08,915
75	Equipments - Physics Lab	67,433	13,06,871	1,64,672	11,42,199



ACADEMY OF MARITIME EDUCATION AND TRAINING

73	Equipments - Sports	8,72,968	79,590		9,52,558	15%	1,36,914	8,15,643
74	Equipments - Simulator	1,64,497			1,64,497	15%	24,674	1,39,822
75	Equipments - Slide Projector	3,63,633			3,63,633	15%	54,545	3,09,088
76	Equipments - Teaching	12,22,651			12,22,651	15%	1,83,398	10,39,253
77	Equipments - Video Projector	3,96,575			3,96,575	15%	59,486	3,37,089
78	Equipments - Work Shop	24,59,944			24,59,944	15%	3,68,992	20,90,953
79	Equipments - Wireless	3,09,205			3,09,205	15%	46,381	2,62,824
80	Fan	56,359			56,359	15%	8,454	47,905
81	Fax Machine	14,426			14,426	15%	2,164	12,262
82	Firewall (3 Years Validity)	5,95,499			5,95,499	33%	1,98,480	3,97,019
83	Fire Extinguishers	5,81,078			5,81,078	15%	87,162	4,93,916
84	Fire Fighting - Compressor	2,89,714			2,89,714	15%	43,457	2,46,257
85	Fire Fighting - Module Containers	13,14,890			13,14,890	15%	1,97,234	11,17,657
86	Flag Mast	2,00,451			2,00,451	15%	30,068	1,70,383
87	Car - Ford Fiesta - TN 10 AH 5657	4,46,187			4,46,187	15%	66,928	3,79,259
88	Furniture & Fittings	3,02,59,915			3,88,19,945	10%	35,71,552	3,52,48,393
89	Generator Machine	21,64,420			21,64,420	15%	3,24,663	18,39,757
90	Generator Room	4,50,331			4,50,331	15%	67,550	3,82,781
91	Car - Innova - II - TN 10 P 4938	1,42,192			1,42,192	15%	21,329	1,20,863
92	Car - Innova - I - TN 02 V 2030	1,22,062			1,22,062	15%	18,309	1,03,753
93	Car - Innova - IV	2,99,229			1,18,229	15%	44,884	73,345
94	Car - Innova - RV	3,06,794		1,81,000	3,06,794	15%	46,019	2,60,775
95	Car - Innova - (TN 10 AE 2939)	5,27,816			5,27,816	15%	79,172	4,48,643
	Car - Range Rover	-			67,01,067	15%	10,05,160	56,95,907
	Car - Swift D Zire	-			6,84,964	15%	51,372	6,33,592
	Car - Swift D Zire	-			6,84,964	15%	51,372	6,33,592
	Car - Swift D Zire	-			6,08,777	15%	45,658	5,63,119
96	Interior Works	2,11,122			2,11,122	10%	21,112	1,90,009
97	International Hostel Items	15,390			15,390	10%	1,539	13,851
98	Internet Tower	34,277			34,277	15%	5,142	29,135
99	Inverter	61,281			61,281	15%	9,192	52,089
100	Lab Equipment	32,32,309			45,14,977	15%	5,88,020	39,26,957
101	Lab Equipment - Bio Tech	7,566			1,78,017	15%	13,919	1,64,098
	Lab Equipment - Nautical science	-			57,703	15%	4,328	53,375
102	Lab Equipment - Centre Destructive	1,46,899			1,46,899	15%	22,035	1,24,864
103	Land at Kanathur	5,13,19,969			5,13,19,969	0%	-	5,13,19,969
104	Land at Hapur	73,95,000			73,95,000	0%	-	73,95,000
105	Laptop	14,61,910		35,000	21,21,910	40%	7,23,764	13,98,146
106	Laserr Printers	8,905			8,905	15%	1,336	7,569
107	Library Books	3,15,37,920			3,37,36,372	15%	45,74,433	2,91,61,939



ACADEMY OF MARITIME EDUCATION AND TRAINING

108	Lift	16,94,368			16,94,368	15%	2,54,155	14,40,213
109	Car - Maruthi Swift TN 10 Y 9599	1,72,325			1,72,325	15%	25,849	1,46,476
110	Car - Mercedes Benz - TN 10 U 0005	1,30,756			1,30,756	15%	19,613	1,11,143
111	Mobile Instruments	8,66,333			11,86,403	15%	1,70,175	10,16,227
112	Motor Pump	2,45,837	1,03,800		2,57,187	15%	37,727	2,19,461
113	Music Instrument	98,103	11,350		98,103	15%	14,715	83,387
114	Name Boards	2,62,587			2,62,587	15%	39,388	2,23,199
115	Name & Class Room Boards Patent & Trade Marks	20,77,733	6,41,397		28,09,284	15%	3,73,288	24,35,996
116	Network Cabling	-			8,30,000	25%	2,07,500	6,22,500
117	Car - Nissan Sunny TN 10 6494	3,01,179			3,01,179	15%	45,177	2,56,002
118	Plant & Machinery Printer	4,29,644 17,598			4,29,644	15%	64,447	3,65,197
119	Printer(Inkjet & lazer)	-	67,149		17,598	15%	2,640	14,958
120	Projectors	2,05,607	3,00,331		67,149	40%	13,430	53,719
121	Refrigerator	24,90,829	2,28,906		6,14,646	40%	1,85,792	4,28,854
122	Research Lab Equipments RO Plant System	1,96,107 -	20,500 4,40,122		34,54,541	15%	5,01,013	29,53,528
123	Scanners Software - EEE Software - Harbour Engg Software - Naval Arch Solar Systems	6,84,767 9,384 - - -	9,50,048 4,88,750 2,18,68,161 13,23,000		2,16,607 9,66,059 6,84,767 9,384	15% 15% 15% 40%	30,954 1,11,900 1,02,715 3,754	1,85,653 8,54,159 5,82,052 5,630
124	Scorio -II	1,24,300			9,50,048	25%	1,18,756	8,31,292
125	Sewage Water Treatment Plant	21,88,791			4,88,750	25%	61,094	4,27,656
126	Ship in Campus	1,86,71,687			2,18,68,161	25%	27,33,520	1,91,34,641
127	Shredding Machine	4,105			13,23,000	15%	99,225	12,23,775
128	Smoke Detector	1,71,655			1,24,300	15%	18,645	1,05,655
129	Ultrasonic Flaw Detector	3,46,976			21,88,791	15%	3,28,319	18,60,472
130	Stabilizers	2,86,533			1,86,71,687	15%	28,00,753	1,58,70,934
131	Swimming Pool	15,49,605			4,105	15%	616	3,489
132	Tata Winger - TN 10 V 7321	1,78,124			1,71,655	15%	25,748	1,45,907
133	Telephone Instruments	1,88,912			3,46,976	15%	52,046	2,94,929
134	Television & VCR	9,09,861			5,54,533	15%	83,180	4,71,353
135	Tempo Traveller	3,57,313			15,49,605	10%	1,54,960	13,94,644
136	Tempo Traveller - TN 10 A7419	2,50,571			1,78,124	15%	26,719	1,51,406
137	Tempo Trax - Cruiser TN 21 L 7416 Tempo Traveller - TN22 DB 3120	83,718 -	1,19,500		1,88,912	15%	28,337	1,60,575
138	Car - Toyota Corella	65,753			11,63,261	15%	1,65,527	9,97,735
139	Car - Toyota Fortuner TN AH 7799	13,51,956			3,57,313	15%	53,597	3,03,716
					2,50,571	15%	37,586	2,12,985
					83,718	15%	12,558	71,161
					7,75,000	15%	1,16,250	6,58,750
						15%	9,863	55,890
						15%	2,02,793	(2,69,067)
								14,18,230



ACADEMY OF MARITIME EDUCATION AND TRAINING

140	Car - Toyota Fortuner (TN 10 AZ 1570)	31,23,700	1,45,000	31,23,700	15%	4,68,555	26,55,145
141	Training Boats	1,15,510			15%	28,202	2,32,309
142	Transformer & HT Cabling Works	3,47,287			15%	52,093	2,95,194
143	Tempo Traveller - TN 19 H 5367	4,12,998			15%	61,950	3,51,049
144	Trax Goods Carrier - TN 10 H 6998	36,199			15%	5,430	30,770
145	Two Wheelers	81,044			15%	12,157	68,887
146	UPS	11,83,943	1,13,870	1,74,006	15%	2,12,233	12,59,587
147	Vaccum Cleaners	19,482			15%	2,922	16,560
148	Video Conference System	2,31,988			15%	34,798	1,97,189
149	Washing Machine	3,89,178			15%	58,377	3,30,801
150	Water Coolers	16,84,425	1,07,572	8,670	15%	2,62,032	15,38,635
151	Water Heaters	1,13,606	48,888		15%	20,708	1,41,787
152	Water Supply Systems	22,367			15%	3,355	19,012
153	Wind Energy System	17,058			40%	6,823	10,235
	Xerox Machines	99,786	2,03,196		15%	64,531	4,67,271
	TOTAL	39,19,21,274	5,92,02,572	16,34,230		5,27,29,455	42,80,75,274

FIXED ASSETS - CAPITAL WORK-IN-PROGRESS

DESCRIPTION of ASSET	As on 01.04.2017	Additions during the Year		Deletions	Total	Depreciation		As on 31.03.2018
		Used for more than 180 days	Used for less than 180 days			Rate	Amount	
Capital Work-in-Progress (Hostel)	1,82,00,000		2,33,37,679		4,15,37,679.0	0%	-	4,15,37,679
TOTAL	1,82,00,000	-	2,33,37,679		4,15,37,679.0		-	4,15,37,679


Dr. P. SARAVANAN, Ph.D.,
 Registrar
ACADEMY OF MARITIME EDUCATION AND TRAINING
 (Declared as Deemed to be University u/s 3 of UGC Act. 1956)
 # 135, East Coast Road,
 Kanathur - 603112, Chennai, India.



**AUDITED STATEMENT
OF ACCOUNTS
2016-17**

**ACADEMY OF MARITIME EDUCATION AND TRAINING
(DECLARED AS DEEMED TO BE UNIVERSITY U/S 3 OF UGC ACT,1956)**

Campus: No 135, EAST COAST ROAD, KANATHUR, 603 112 TAMILNADU

BALANCE SHEET AS AT 31ST MARCH

PARTICULARS	Audited	Audited
	as on 31/03/2017	as on 31/03/2016
<u>ASSETS:</u>		
FIXED ASSETS	41,01,21,275	40,17,43,157
DEPOSITS	7,57,05,337	6,53,87,979
LOANS & ADVANCES	17,54,46,263	20,16,86,071
SUNDRY DEBTORS	5,65,75,370	5,90,23,246
CASH & BANK BALANCE	3,47,93,043	25,54,420
TOTAL	75,26,41,289	73,03,94,873
<u>LIABILITIES:</u>		
GOD A/C	11	11
CORPUS FUND ACCOUNT	5,00,00,000	5,00,00,000
GENERAL FUND	16,31,76,490	3,82,86,990
LOAN LIABILITIES	24,03,01,097	32,12,05,950
CURRENT LIABILITIES	29,91,63,690	32,09,01,922
TOTAL	75,26,41,289	73,03,94,873

For Academy of Maritime Education and Training
(Declared as Deemed to be University u/s 3 of UGC Act,1956)

[Signature]
Dr. P. SARAVANAN, Ph.D.,
Registrar

Registrar **ACADEMY OF MARITIME EDUCATION AND TRAINING**
(Declared as Deemed to be University u/s 3 of UGC Act,1956)
Chennai - 19-10-2017 # 135, East Coast Road,
Kanathur, 603112, Chennai India.

PS Moorthy Associates
FRN No: 00021325

[Signature]
A Ravichandran
Partner
M.No 200187



**ACADEMY OF MARITIME EDUCATION AND TRAINING
(DECLARED AS DEEMED TO BE UNIVERSITY U/S 3 OF UGC ACT,1956)**

Campus: No 135, EAST COAST ROAD, KANATHUR, 603 112 TAMILNADU

INCOME AND EXPENDITURE ACCOUNT FOR THE YEAR ENDED 31st MARCH

PARTICULARS	2016-17 Total (Rs.)	2015-16 Total (Rs.)
INCOME		
Academic Receipts	88,79,97,782	82,83,43,302
Others Incomes	1,98,56,779	1,24,12,245
TOTAL (A)	90,78,54,561	84,07,55,547
EXPENDITURE		
Staff Payments & Benefits	28,54,86,426	26,65,61,838
Academic Expenditures	21,77,50,866	19,29,38,778
Repairs & Maintenance Expenditure	13,96,85,493	10,00,04,121
Administrative Expenditures	1,12,66,366	1,30,91,995
Finance costs	7,81,61,054	9,55,13,032
Depreciation	5,06,14,857	5,40,88,701
TOTAL (B)	78,29,65,061	72,21,98,465
Balance being excess of Income over Expenditure(A-B)	12,48,89,500	11,85,57,082

For Academy of Maritime Education and Training
(Declared as Deemed to be University u/s 3 of UGC Act,1956)

[Signature]
Dr. P. SARAVANAN, Ph.D.,
Registrar

Registrar

Chennai - 19-10-2017

ACADEMY OF MARITIME EDUCATION AND TRAINING
(Declared as Deemed to be University u/s 3 of UGC Act,1956)
135, East Coast Road,
Kanathur - 603112, Chennai, India.

PS Moorthy Associates
FRN No: 0002132S

[Signature]
A Ravichandran
Partner

M.No 200187



ACADEMY OF MARITIME EDUCATION AND TRAINING

SCHEDULE - 5 FIXED ASSETS

Description of Asset	As on		Additions during the Year		Deletions	Total	Depreciation		As on	
	01.04.2016	31.03.2017	Used for more than 180 days	Used for less than 180 days			Rate	Amount	31.03.2017	As on
Air Conditioners	61,62,687	56,01,450	1,94,100	2,14,250		65,71,037	15%	9,69,587	56,01,450	61,62,687
Bus - Ashok Leyland TN 22 AU 4231	3,01,343	2,56,141				3,01,343	15%	45,201	2,56,141	3,01,343
Bus - Ashok Leyland TN 22 AU 8590	3,01,343	2,56,141				3,01,343	15%	45,201	2,56,141	3,01,343
Bus - Ashok Leyland TN 36 H 5757	26,156	3,11,233	3,40,000			3,66,156	15%	54,923	3,11,233	26,156
Ambulance - EECO	-	3,85,668	4,53,727	-		4,53,727	15%	68,059	3,85,668	-
Car - Audi (TN 10 2568)	62,47,500	53,10,375				62,47,500	15%	9,37,125	53,10,375	62,47,500
Audio System	1,95,592	1,66,253				1,95,592	15%	29,339	1,66,253	1,95,592
Auditorium Floor Works Saligramam	65,782	65,782				65,782	10%	6,578	59,204	65,782
Bajaj - 2 Wheeler- TN 10 AJ 0030	24,939	21,198				24,939	15%	3,741	21,198	24,939
Barcode Printers	23,961	9,584				23,961	60%	14,377	9,584	23,961
Beds & Mattresses	1,17,95,349	1,14,12,127	15,90,000	37,384		1,34,22,733	15%	20,10,606	1,14,12,127	1,17,95,349
Car - Benz (TN 10AQ 6575)	46,63,296	39,63,801				46,63,296	15%	6,99,494	39,63,801	46,63,296
Bio - Metric System	2,26,819	1,92,796				2,26,819	15%	34,023	1,92,796	2,26,819
BMW Car	26,01,724	22,11,466				26,01,724	15%	3,90,259	22,11,466	26,01,724
Building - Auditorium	79,28,186	71,35,367				79,28,186	10%	7,92,819	71,35,367	79,28,186
Building- MBA Block	3,71,93,174	3,34,73,857				3,71,93,174	10%	37,19,317	3,34,73,857	3,71,93,174
Building Saligramam	30,08,880	30,08,880				30,08,880	10%	3,00,888	27,07,992	30,08,880
Buildings - Campus	10,59,51,728	10,59,51,728		22,00,000		10,81,51,728	10%	1,07,05,173	9,74,46,555	10,59,51,728
Buildings - Kalanji	72,961	72,961				72,961	10%	7,296	65,665	72,961
Buildings - Library	78,049	78,049				78,049	10%	7,805	70,244	78,049
Bus - TN19 J 8338 & 8392	13,72,750	11,66,838				13,72,750	15%	2,05,913	11,66,838	13,72,750
Bus - Swaraj Mazda (TN 10 AA 3328)	4,80,406	4,08,345				4,80,406	15%	72,061	4,08,345	4,80,406
Bycycle	9,553	8,120				9,553	15%	1,433	8,120	9,553
CC TV	1,06,586	90,598				1,06,586	15%	15,988	90,598	1,06,586
Computer Accessories	21,08,654	8,43,461				21,08,654	60%	12,65,192	8,43,461	21,08,654
Computers	12,86,308	23,32,963	22,96,100	-		35,82,408	60%	12,49,445	23,32,963	12,86,308
Computer - Server	13,633	13,633				13,633	60%	8,180	5,453	13,633
Computer - Software	8,27,722	3,81,909		72,600		9,00,322	60%	5,18,413	3,81,909	8,27,722
Computers - Training	231	92				231	60%	138	92	231
Containers	3,17,830	2,70,156				3,17,830	15%	47,675	2,70,156	3,17,830
Corolla Altis - D4D AERO - TN 10 AK 0590	7,78,642	6,61,845				7,78,642	15%	1,16,796	6,61,845	7,78,642
Corolla Altis -D4D J AERO - TN 10 AK 0576	7,52,916	6,39,978				7,52,916	15%	1,12,937	6,39,978	7,52,916
Corolla Altis - TN 10 AB 2461	8,00,702	6,80,596				8,00,702	15%	1,20,105	6,80,596	8,00,702
Corolla Altis - TN 10 AF 3335	61,627	52,383				61,627	15%	9,244	52,383	61,627



ACADEMY OF MARITIME EDUCATION AND TRAINING

TOTAL	38,82,81,782	4,35,81,919	1,06,66,977	-	44,25,30,678	5,06,09,404	39,19,21,274	38,82,81,782
-------	--------------	-------------	-------------	---	--------------	-------------	--------------	--------------

FIXED ASSETS - MUMBAI OFFICE ASSETS


DESCRIPTION of ASSET	As on 01.04.2016	Additions during the Year		Deletions	Total	Depreciation		As on 31.03.2017	As on 31.03.2016
		Used for more than 180 days	Used for less than 180 days			Rate	Amount		
Computers	254	-	-		254	100%	254	-	254
TOTAL	254	-	-		254		254	-	254

FIXED ASSETS - PATNA OFFICE

DESCRIPTION of ASSET	As on 01.04.2016	Additions during the Year		Deletions	Total	Depreciation		As on 31.03.2017	As on 31.03.2016
		Used for more than 180 days	Used for less than 180 days			Rate	Amount		
Computers	5,200	-	-		5,200.0	100%	5,200	-	5,200
TOTAL	5,200	-	-		5,200.0		5,200	-	5,200

FIXED ASSETS - CAPITAL WORK-IN-PROGRESS

DESCRIPTION of ASSET	As on 01.04.2016	Additions during the Year		Deletions	Total	Depreciation		As on 31.03.2017	As on 31.03.2016
		Used for more than 180 days	Used for less than 180 days			Rate	Amount		



ACADEMY OF MARITIME EDUCATION AND TRAINING

Capital Work-in-Progress (Hostel)	1,34,55,921	1,00,00,000	82,00,000	1,34,55,921	1,82,00,000	0%	-	1,82,00,000	1,34,55,921
TOTAL	1,34,55,921	1,00,00,000	82,00,000	1,34,55,921	1,82,00,000		-	1,82,00,000	1,34,55,921

40,17,43,157

5,89,92,975

Mam

5,06,14,857

41,01,21,274

